


ER Collets

- Manufactured to a higher standard than DIN 6343 which produces high levels of accuracy, durability and clamping power
- Precision ground with precise heat treatment
- Made from special steel with specific elastic properties



ER11 Collets

Diameter: 11.5 MM
Height: 18 MM

Range	PN
1.0-0.5 MM	V11010
1.5-1.0 MM	V11015
2.0-1.5 MM	V11020
2.5-2.0 MM	V11025
3.0-2.5 MM	V11030
3.5-3.0 MM	V11035
4.0-3.5 MM	V11040
4.5-4.0 MM	V11045
5.0-4.5 MM	V11050
5.5-5.0 MM	V11055
6.0-5.5 MM	V11060
6.5-6.0 MM	V11065
7.0-6.5 MM	V11070

ER16 Collets

Diameter: 17 MM
Height: 27 MM

Range	PN
1-0.5 MM	V16010
2-1 MM	V16020
3-2 MM	V16030
3.5 MM	V16035
4-3 MM	V16040
5-4 MM	V16050
6-5 MM	V16060
6.5 MM	V16065
7-6 MM	V16070
8-7 MM	V16080
9-8 MM	V16090
10-9 MM	V16100

ER20 Collets

Diameter: 21 MM
Height: 31 MM

Range	PN
2-1 MM	V20020
3-2 MM	V20030
4-3 MM	V20040
5-4 MM	V20050
6-5 MM	V20060
7-6 MM	V20070
8-7 MM	V20080
9-8 MM	V20090
10-9 MM	V20100
11-10 MM	V20110
12-11 MM	V20120
13-12 MM	V20130

ER25 Collets

Diameter: 26 MM
Height: 35 MM

Range	PN
2-1 MM	V25020
3-2 MM	V25030
4-3 MM	V25040
5-4 MM	V25050
6-5 MM	V25060
7-6 MM	V25070
8-7 MM	V25080
9-8 MM	V25090
10-9 MM	V25100
11-10 MM	V25110
12-11 MM	V25120
13-12 MM	V25130
14-13 MM	V25140
15-14 MM	V25150
16-15 MM	V25160

ER32 Collets

Diameter: 33 MM
Height: 40 MM

Range	PN
3-2 MM	V32030
4-3 MM	V32040
5-4 MM	V32050
6-5 MM	V32060
7-6 MM	V32070
8-7 MM	V32080
9-8 MM	V32090
10-9 MM	V32100
11-10 MM	V32110
12-11 MM	V32120
13-12 MM	V32130
14-13 MM	V32140
15-14 MM	V32150
16-15 MM	V32160
17-16 MM	V32170
18-17 MM	V32180
19-18 MM	V32190
20-19 MM	V32200

ER40 Collets

Diameter: 41 MM
Height: 46 MM

Range	PN
4-3 MM	V40040
5-4 MM	V40050
6-5 MM	V40060
7-6 MM	V40070
8-7 MM	V40080
9-8 MM	V40090
10-9 MM	V40100
11-10 MM	V40110
12-11 MM	V40120
13-12 MM	V40130
14-13 MM	V40140
15-14 MM	V40150
16-15 MM	V40160
17-16 MM	V40170
18-17 MM	V40180
19-18 MM	V40190
20-19 MM	V40200
21-20 MM	V40210
22-21 MM	V40220
23-22 MM	V40230
24-23 MM	V40240
25-24 MM	V40250
26-25 MM	V40260

ER50 Collets


Diameter: 52 MM
Height: 60 MM

Range	PN
12-10 MM	V50120
14-12 MM	V50140
16-14 MM	V50160
18-16 MM	V50180
20-18 MM	V50200
22-20 MM	V50220
24-22 MM	V50240
26-24 MM	V50260
28-26 MM	V50280
30-28 MM	V50300
32-30 MM	V50320
34-32 MM	V50340

Collet Chucks

NT Collet Chucks

Individual National Taper collet chuck
Hardened and ground



NT30 Collet Chucks

Spindle Thread	Collet	PN
M12	ER32	V101M
M12	ER40	V102M
1/2"x12 BSW	ER32	V101I
1/2"x12 BSW	ER40	V102I

NT40 Collet Chucks


Spindle Thread	Collet	PN
M16	ER16	V232M
M16	ER32	V103M
M16	ER40	V104M
M16	ER50	V105M
5/8"x11 BSW	ER32	V103I
5/8"x11 BSW	ER40	V104I
5/8"x11 BSW	ER50	V105I

NT50 Collet Chucks

Spindle Thread	Collet	PN
M24	ER32	V106M
M24	ER40	V107M
M24	ER50	V108M
1"x8 BSW	ER32	V106I
1"x8 BSW	ER40	V107I
1"x 8 BSW	ER50	V108I

Straight Shank Collet Chucks

Individual Straight Shank collet chuck
Hardened and ground



Straight Shank ER11 Collet Chucks

Shank	Collet	PN
16 x 100 MM	ER11	V531
Mini 16 x 100 MM	ER11	V552
Mini 16 x 150 MM	ER11	V552A

Straight Shank ER16 Collet Chucks

Shank	Collet	PN
20 x 50 MM	ER16	V501
Mini 20 x 100 MM	ER16	V554
20 x 100 MM	ER16	V502
20 x 150 MM	ER16	V503
25 x 100 MM	ER16	V504
25 x 150 MM	ER16	V505
Mini 25 x 100 MM	ER16	V562

Straight Shank ER20 Collet Chucks

Shank	Collet	PN
20 x 50 MM	ER20	V506
20 x 100 MM	ER20	V507
20 x 150 MM	ER20	V508
25 x 150 MM	ER20	V509
25 x 100 MM	ER20	V509A
Mini 20 x 100 MM	ER20	V557
Mini 25 x 100 MM	ER20	V559

Straight Shank ER25 Collet Chucks

Shank	Collet	PN
20 x 50 MM	ER25	V510
20 x 100 MM	ER25	V511
25 x 100 MM	ER25	V513
32 x 60 MM	ER25	V515

Straight Shank ER32 Collet Chucks

Shank	Collet	PN
25 x 80 MM	ER32	V516
32 x 100 MM	ER32	V517
40 x 100 MM	ER32	V518

Straight Shank ER40 Collet Chucks

Shank	Collet	PN
32 x 100 MM	ER40	V523
40 x 100 MM	ER40	V524

BT Side-lock End Mill Holders

Side Lock BT40 Chucks

- Weldon style MAS403
- Two grub screws for positive tool location
- Hardened & ground



BT40 Chucks


Taper	Bore	Gauge length	PN
BT40	6 MM	75 MM	BT442
BT40	8 MM	75 MM	BT443
BT40	10 MM	75 MM	BT444
BT40	12 MM	75 MM	BT445
BT40	16 MM	75 MM	BT447
BT40	18 MM	75 MM	BT448
BT40	20 MM	90 MM	BT449
BT40	25 MM	90 MM	BT450
BT40	32 MM	90 MM	BT451
BT40	40 MM	105 MM	BT452

BT50 Chucks

Taper	Bore	Gauge length	PN
BT50	6 MM	90 MM	BT454
BT50	8 MM	90 MM	BT456
BT50	10 MM	90 MM	BT458
BT50	12 MM	90 MM	BT460
BT50	16 MM	90 MM	BT463
BT50	20 MM	105 MM	BT466
BT50	25 MM	105 MM	BT470
BT50	32 MM	105 MM	BT474
BT50	40 MM	120 MM	BT478

BT Face Mill Arbors

- Hardened & Ground
- MAS403



BT40 Face Mill Arbors

Taper	Mount	Gauge length	PN
BT40	22 MM	45 MM	BT152
BT40	16 MM	45 MM	BT152-16
BT40	22 MM	90 MM	BT153
BT40	27 MM	45 MM	BT154
BT40	27 MM	90 MM	BT155
BT40	32 MM	45 MM	BT156
BT40	40 MM	60 MM	BT157

BT50 Face Mill Arbors

Taper	Mount	Gauge length	PN
BT50	22 MM	45 MM	BT158
BT50	22 MM	75 MM	BT159
BT50	27 MM	45 MM	BT160
BT50	27 MM	75 MM	BT161
BT50	27 MM	105 MM	BT162
BT50	32 MM	75 MM	BT163
BT50	32 MM	105 MM	BT164
BT50	32 MM	150 MM	BT165
BT50	40 MM	75 MM	BT166

BT Pull Studs

BT Pull Studs

Taper	Angle	PN	Taper	Angle	PN
BT40	45°	BT503	BT50	45°	BT505
BT40	60°	BT504	BT50	60°	BT506
BT40	90°	BT511	BT50	90°	BT512

BT Through coolant Pull Studs

Taper	Angle	Type	PN
BT40	45°	Various	BT516
BT40	60°	Various	BT517
BT50	45°	Various	BT519
BT50	60°	Various	BT520
BT50	15°	ISO50A	BT530
BT40	45°	ISO B JIS7388/2/B-1984B	BT531
BT50	45°	ISO B JIS7388/2/B-1984B	BT532
BT40	45°	MAZAK	BT534
BT50	45°	MAZAK	BT533
BT40	30°	OKUMA JIS6339B-40P, 7 MM hole	BT550
BT40	30°	OKUMA JIS6339B-40P, 4 MM hole	BTG11

