

LT 2 LM 500 MSY



Standard Accessories

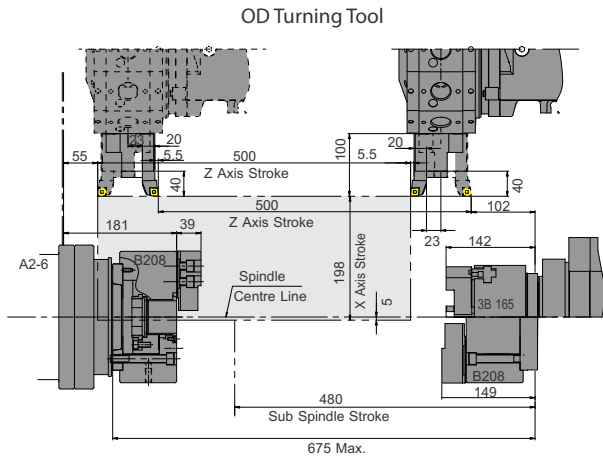
- Main Spindle and Sub-spindle(Built in)
- Y axis capability 12 station servo driven live tool turret (single motor turret)
- VDI30 tool disc
- C-Axis Motion
- Servo-driven C axis for versatile 4-axis capability
- Heavy-duty linear motion guideways and ballscrews
- Fast traverse rates of 30m/min
- MachineConnect™
- Adjustable operating panel swivels 90°
- Hydraulic system
- Centralized lubrication
- AC for control cabinet
- Hydraulic Drain liner oil cooler
- Subspindle cooling power pack
- Work holding : Main spindle- 200mm chuck, Sub spindle-165 mm with suitable chucking cylinder
- Coolant system
- Operating Door interlock
- Isolation Transformer

Optional Accessories

- Chip conveyor (Belt type, Scraper type, Consep conveyors)
- Parts Catcher and Parts ejector
- Touch probe
- Auto door
- Robot interface
- Gantry loader interface
- Bar feeder
- Hydraulic and Coolant chillers
- Voltage stabiliser

Fast on Site: All India post sales service

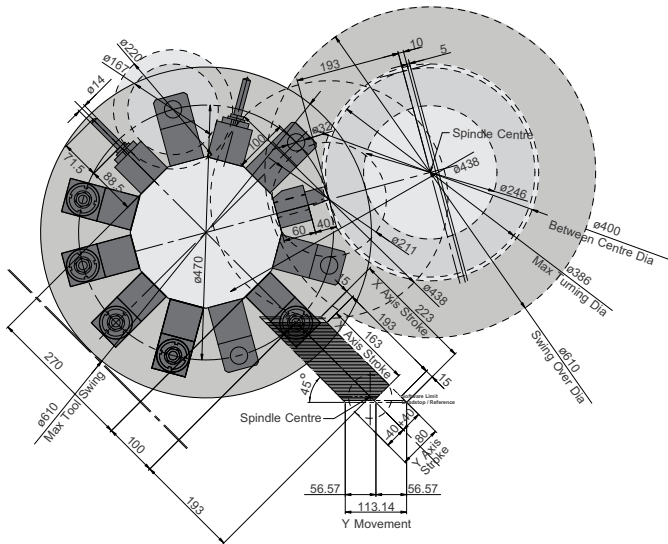
Machining Range Diagram



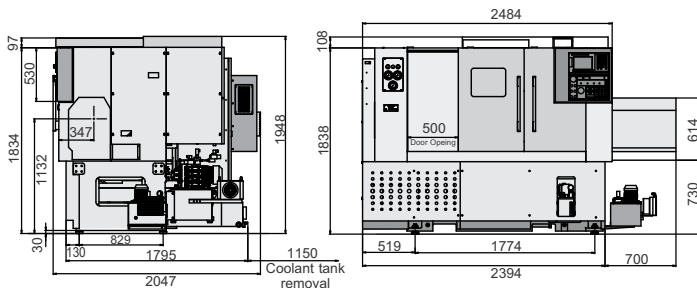
Note: Machining range diagrams for other tools available on request

Interference Diagram

(12 Station Turret)



Overall View



All dimensions are in mm

Specifications

LT-2LM 500 MSY

Control System	Fanuc
Capacity	
Swing Over Bed	610 mm
Swing over carriage	330 mm
Maximum Turning Dia.	386 mm
Maximum Turning Length	Ref Machining Range Diagram
Main Spindle	
Spindle Nose	A2-6
Max. Bar Capacity	51* mm
Bore through Spindle	63 mm
Max. Spindle Speed	4000(5000) rpm
Spindle Motor Power (30 min. Rating)	11 kW
Spindle Motor Power(Continuous Rating)	9 kW
Full Power Range	565 - 4500 rpm
Standard Chuck Size	200 mm
Sub Spindle	
Spindle Nose	Flat nose
Bore through Spindle	47 mm
Stroke	480 mm
Rapid rate	20 m/min
Max. Spindle Speed	6000 rpm
Spindle Motor Power (30 min. Rating)	7.5 kW
Spindle Motor Power(Continuous Rating)	5.5 kW
Full Power Range	1200 - 6000 rpm
Axes	
Type of Guideways (X/Y/Z)	Linear motion
X-Axis Stroke	198 mm
Z-Axis Stroke	500 mm
Y-Axis Stroke	±40mm
X & Z Axes Rapid Rate	20 m/min.
Y Axis Rapid Rate	10 m/min
Tooling	
Turret Type	Radial
Number of Tools Maximum	12
Boring Bar Dia Maximum	32 mm
OD Turning Tool Size	20 x 20 mm
Hydraulic System	
Hydraulic Pump Capacity	14 lpm
Hydraulic Power Pack Tank Capacity	45 litre
Coolant Tank Capacity	120 litre
Overall Machine Dimensions(L x W x H)	3200 X 1900 X 1950 mm
Overall Weight (Without Packing)	~ 4800 kg

() Values mentioned in brackets are optional

*With appropriate work holding

Note: Specification correct at the time of print. Owing to continuous up-gradation of our products, the specification may change and to be reconfirmed at the time of ordering. Features shown may not be part of the standard equipment.

Manufactured by:

ACE DESIGNERS LTD.

Plant I - Plot No.7 & 8, II Phase, Peenya Industrial Area, Bangalore - 560 058, India

Tel : +91-80-2218 6700, Fax : +91-80-2218 6723, E-mail : info@acedesigners.co.in

INDIA-Marketed & Serviced by **Micromatic** www.acemicromatic.net

Ahmedabad +91 7925471145; Ambattur +91 98407 85521; Aurangabad +91 240 2552309; Bangalore +91 80 40200555; Belgaum +91 99800 02597; Bommasandra +91 80 27834836;

Chakan +91 2135 322002; Chennai +91 44 40440700; Coimbatore +91 422 4506183, 6588595; Delhi +91 11 22414232/ 42448095; Faridabad +91 129 4047000; Gurgaon +91 124 4745500 / 4745500;

Hyderabad +91 40 23070496; Indore +91 73899 39190, 73899 39191; Jamshedpur +91 657 6539931; Kolhapur +91 230 2460444, 2460123; Kolkata +91 33 26710158 / 2710100 / 033-64578825

Ludhiana +91 97791 28296; Mumbai +91 22 26861009/1976/7271/7272; Nasik +91 253 6610254; Pune +91 20 40712111/27479661/9662; Rajkot +91 7698000728 Ranipet +91 4172 272732;

Rohtak +91 8295043311; Rudrapur +91 95570 30224, +91 97201 06532; Tambaram +91 44 22265531; Thane +91 22 25829062 Trichy +91 431 2443066

INTERNATIONAL

Germany +49 (0) 172 231 6688 Shanghai +86 (21) 586 650 31/32; Switzerland +41 32 652 58 41

Email: salesmmt@acemicromatic.com

